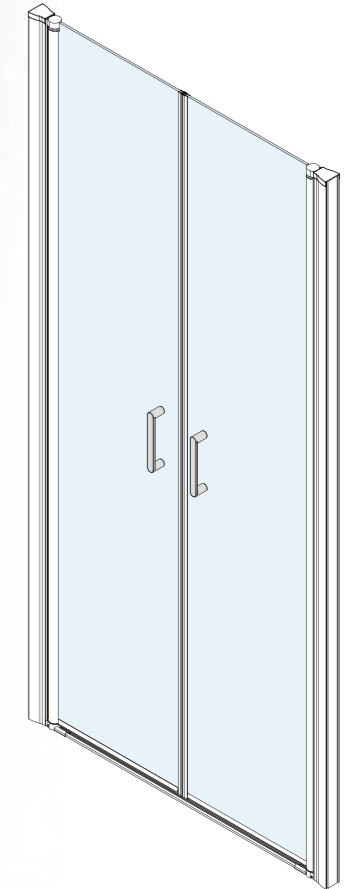


Flair Frameless flair

FFSD Shower Enclosure



Thank you for choosing a Flair product

Flair Showers Ltd. is EN ISO 9001:2008 certified

This product is fully compliant with EN 14428(European Standard for Functional Requirements and Test Methods for Shower Enclosures)

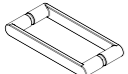
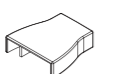
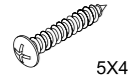
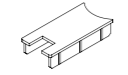
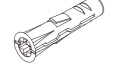

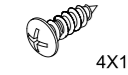
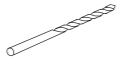


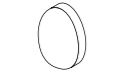

BEFORE YOU INSTALL YOUR SHOWER ENCLOSURE PLEASE READ ALL INSTRUCTIONS. FAILURE TO DO SO MAY LEAD TO INVALIDATION OF YOUR WARRANTY.

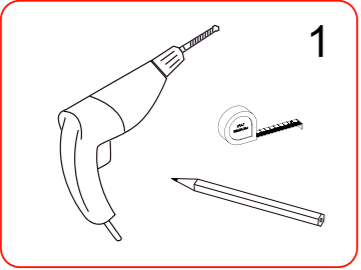
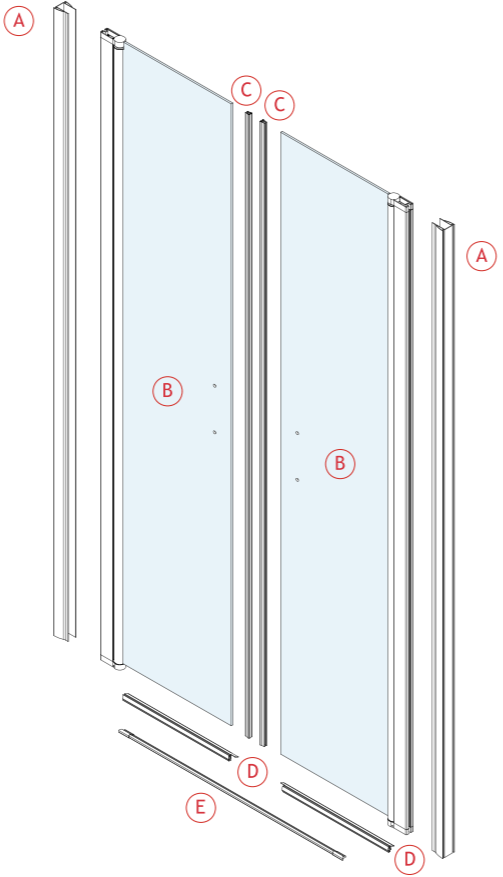
- The shower tray **MUST** be fitted level, tiled in and sealed along its entire wall length.
- Glass door edges are vulnerable. Contact with hard surfaces may result in glass breakage.
- The shower enclosure should be sealed only on the outside using silicone sealant.
- Check walls for electrical cabling or water pipes before drilling.

Flair Showers Ltd. Rocks Road, Kingscourt, Co. Cavan, Ireland. Sales Office Direct Telephone: +353 42 9668000
Where a shower enclosure has been installed contrary to these instructions Flair Showers Ltd cannot accept liability for any consequential loss or damage.
www.flairshowers.com




Flair Frameless
Installation Instructions

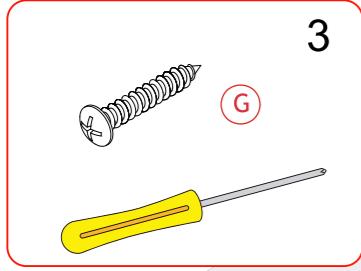
Item		Quant.	Item		Quant.
(F)		2 Pc	(L)		2 Pc
(G)		8 Pc	(N)		2 Pc
(H)		8 Pc	(M)		4 Pc
(I)		6 Pc	(O)		1 Pc
(J)		6 Pc	(P)		1 Pc
(K)		6 Pc	(Q)		4 Pc



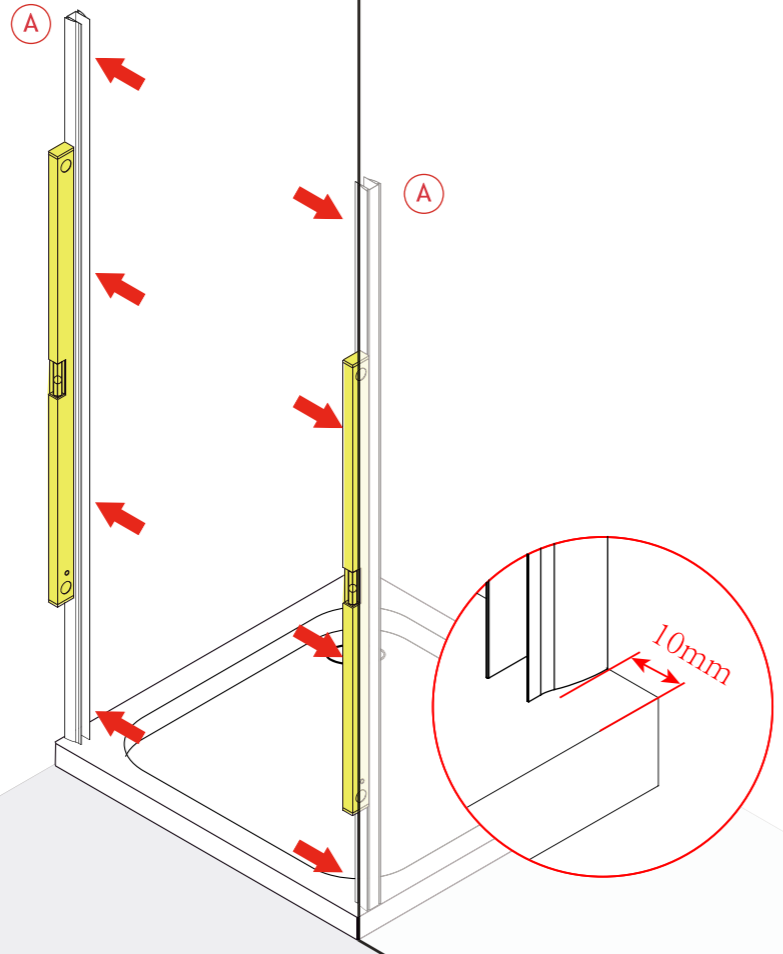
1



2



3



1.

2.

